

SPECIFICATIONS

20ga. box; 20ga. tubular steel door with 18ga. frame and a continuous steel hinge. All components are powder-coated with an electrostatically-applied, thermally-fused, recoatable white polyester finish. Wall mounting and size of cabinet as selected by model number.

REGULAR FURNISHED

All cabinets include a 62" X 80" chemically treated fire blanket that meets Federal Spec CS-191-53 and NFPA 701-5.1 requirements. Cabinets 6605 thru 6609 are provided with an integral shelf.

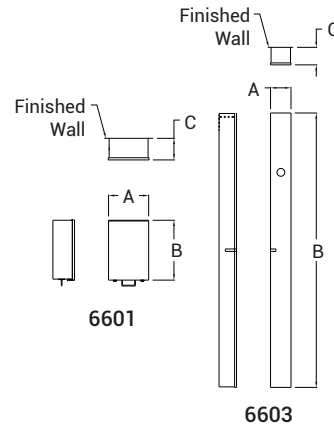


SKU: **FSE-FBC**

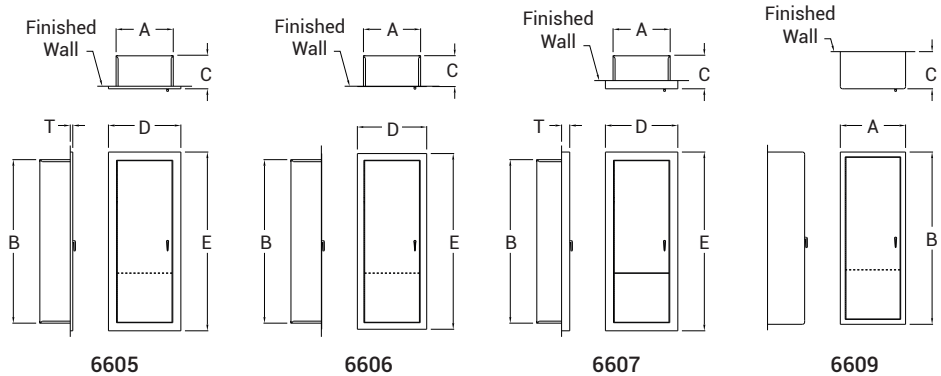
FIRE BLANKET CABINETS

■ DIMENSIONS AND APPEARANCE

>> CLICK TO VIEW ADDITIONAL DETAILS AND PRICING <<



6603



For detailed informations see submittal sheet

For a complete list of options visit www.FireSafetyEquipment.com

■ PROJECT DATA

Custom Sizes Available - Fast!

Scan or Click



To view Pricing and Additional Product Info.

PROJECT NAME :	QTY	W	H	OPTIONS
ARCHITECT :				
DEALER :				
CONTRACTOR :				
LOCATION :	SPECIAL INSTRUCTIONS :			
DATE :				
TAGGING INSTRUCTIONS :	SUBMITTAL APPROVAL : (signature or stamp)			



TELEPHONE:
1-888-441-4469
FAX:
1-888-828-6021



PO BOX 7775 PMB 76520,
SAN FRANCISCO,
CALIFORNIA 94120-7775
US




WEBSITE:
www.FireSafetyEquipment.com
E-MAIL:
info@FireSafetyEquipment.com

FSE-FBC

FIRE BLANKET CABINETS

MODEL DIMENSIONS:

Model No.	Wall Mounting	Inside Box Dimensions			Overall Frame		Wall Opening Required			Trim	Extinguisher Compartment			For Use With These Extinguishers	ADA 
		A	B	C	D	E	W I D T H	H E I G H T	D E P T H		W I D T H	H E I G H T	D E P T H		
6601	SURFACE	15	10	5	-	-	-	-	-	-	-	-	-	-	NO
6603	SURFACE	70-1/2	5-1/4	4-1/2	-	-	-	-	-	-	-	-	-	-	NO
6605	RECESSED	14	40	8	17-3/4	43-3/4	15	41	8	5/8	14	28	8	3002-3020	YES
6606	TRIMLESS	14	40	8	17	43	15	41	9	-	14	28	8	3002-3252	YES
6607	SEMI-RECESSED	14	40	8	17-1/2	43-1/2	15	41	6	2	14	28	8	3002-3320	YES
6609	SURFACE	16	42	9-1/2	-	-	-	-	-	-	16	30	9-1/2	3002-3410	NO

ALL DIMENSIONS ARE IN INCHES UNLESS OTHERWISE NOTED

MODEL SELECTION:

- 6601 Surface
- 6603 Surface
- 6605 Recessed
- 6606 Trimless
- 6607 Semi-Recessed
- 6609 Surface

Call to Customize

MODEL SELECTION (cont):

DOOR AND FRAME MATERIAL:

- AL ALUMINUM : Clear Anodized Finish
- SS STAINLESS STEEL : 304 w/ #4 Finish
- PB BRASS : Polished Finish
- BZ BRONZE : Call for Options

FINISHES:

- ALUMINUM: Duranodic Finish
 - Light
 - Medium
 - Dark
- STAINLESS STEEL: Finish as Specified
 - 304 w/ #6 Dull Satin
 - 304 w/ #8 Mirror
- RED: Powder Coat
- CUSTOMER COLOR _____(Specify)