



Quality Access Doors- **FAST!**

STANDARD OPTIONS

MATERIAL:

16 gauge cold rolled steel

HINGE:

Continuous piano hinge

LOCK / LATCH:

Self latching tool-key operated latch and/or ring operated latch, both included

GYP:

Drywall corner beads flange

INSIDE PANEL RELEASE:

Standard on all doors over 12" x 12"

AUTOMATIC PANEL CLOSER:

Standard on all doors

FINISH:

High quality white powder coat primer

PACKAGING:

Individually wrapped, 1 per box

OPTIONS AVAILABLE

LOCK / LATCH:

- Key operated cylinder cam latch
- Mortise deadbolt lock
- Hex head slam latch
- Handle operated slam latch
- Mortise preparation for cylinder (Cylinder optional)

MATERIAL:

Stainless steel #4 (brushed finish)

MASONRY ANCHOR:

Available on all sizes

Fire Rating information on Page 2

**For a complete list of options visit
www.FireSafetyEquipment.com**

Scan  or  Click



**To view Pricing and
Additional Product Info.**

**LEED READY: THIS PRODUCT
CONTRIBUTES TO LEED® CREDITS**



SUBMITTAL/TECHNICAL DATA SHEET

SKU: **FSE-PFN-GYP**

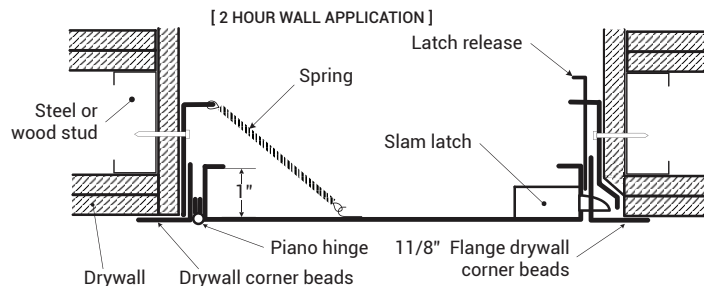
FIRE RATED UNINSULATED ACCESS DOOR

WITH DRYWALL FLANGE



INSTALLATION

[>> CLICK TO VIEW ADDITIONAL DETAILS AND PRICING <<](#)

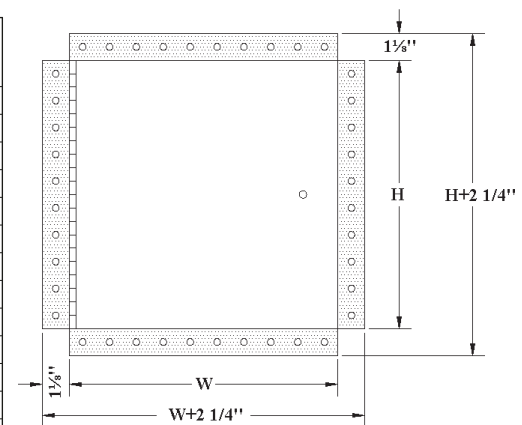


Authorities Having Jurisdiction (AHJ) should be consulted in all cases as to the particular requirements covering the installation and use of fire rated access doors.

DIMENSIONS AND APPEARANCE

STANDARD SIZES:

DOOR SIZE W x H inches (MM)	NUMBER OF LOCKS	WEIGHT LBS	KG
8 x 8 (203 x 203)	1	5	2.3
10 x 10 (254 x 254)	1	7	3.2
12 x 12 (304 x 304)	1	8	3.6
14 x 14 (355 x 355)	1	10	4.5
16 x 16 (406 x 406)	1	12	5.5
18 x 18 (457 x 457)	1	14	6.4
22 x 22 (558 x 558)	1	18	8.2
22 x 30 (558 x 762)	1	22	10
22 x 36 (558 x 914)	2	27	12.2
24 x 24 (609 x 609)	1	22	10
24 x 36 (609 x 914)	2	29	13.2
30 x 30 (762 x 762)	1	30	13.6
32 x 32 (812 x 812)	2	33	15
36 x 36 (914 x 914)	2	39	17.7



ROUGH WALL OPENING IS DOOR SIZE + 1/4" OR + 6MM

PROJECT DATA

Custom Sizes Available - Fast!

PROJECT NAME :	QTY	W	H	OPTIONS
ARCHITECT :				
DEALER :				
CONTRACTOR :				
LOCATION :	SPECIAL INSTRUCTIONS :			
DATE :				
TAGGING INSTRUCTIONS :	SUBMITTAL APPROVAL : (signature or stamp)			

TELEPHONE:
1-888-441-4469
FAX:
1-888-828-6021



PO BOX 7775 PMB 76520,
SAN FRANCISCO,
CALIFORNIA 94120-7775
US



WEBSITE:
www.FireSafetyEquipment.com

E-MAIL:
info@FireSafetyEquipment.com

■ FIRE RATING

FOR VERTICAL WALL ASSEMBLIES ONLY:

CERTIFIED TO STANDARDS: UBC 7-2 (1997), UL 10B (1997), UL 10B (2009), NFPA 252 (2003), NFPA 252 (2008), NFPA 252 (2012), CAN/ULC S104 (R1985), CAN/ULC S104 (2010).

RATING ACHIEVED: 1-1/2 hours, neutral/negative pressure

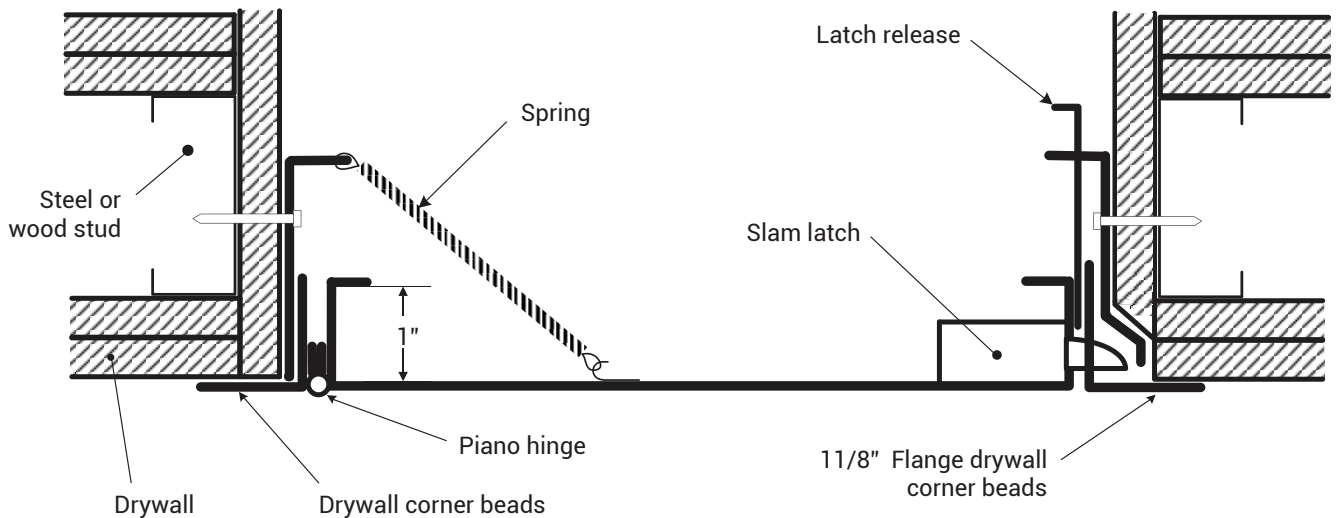
MAXIMUM SIZE: 36" wide x 36" high (914 mm x 914 mm). Maximum area of 1296 in².

Tolerance on height and width limitation is $\pm 3"$ (76 mm) as long as the area does not exceed 1296 in²

TEMPERATURE RISE: No rating achieved.

■ INSTALLATION: WALLS AND CEILINGS

[2 HOUR WALL APPLICATION]



Authorities Having Jurisdiction (AHJ) should be consulted in all cases as to the particular requirements covering the installation and use of fire rated access doors.



TELEPHONE:
1-888-441-4469
FAX:
1-888-828-6021



PO BOX 7775 PMB 76520,
SAN FRANCISCO
CALIFORNIA 94120-7775
US



WEBSITE:
www.FireSafetyEquipment.com
E-MAIL:
info@FireSafetyEquipment.com